



TENBURY HIGH ORMISTON ACADEMY



YEAR 9 MUSIC HOME LEARNING PROJECT BAROQUE MUSIC, THE BASS CLEF, WORLD MUSIC & POPULAR MUSIC

Name: _____ Form: _____ Music class: _____

Hand in dates:

Module 1 – Baroque Music: _____

Module 2 – The Bass Clef: _____

Module 3 – World Music: _____

Module 4 – Popular Music: _____



MODULE 1 - BAROQUE MUSIC

Complete **two tasks** from this module.

Choice 1

Draw a caricature of **two** of the **Baroque composers**. There is an example of J.S. Bach above on the left to give you inspiration. Other Baroque composers are Handel, Vivaldi, Telemann & Corelli. Complete this on plain paper.

Choice 2

What would it be like to be a Baroque composer living and composing in the 1700s? Write a side of A4 describing how a Baroque composer might work compared to one today. In your answer explain how it is different. Think about how we listen to music, how music is performed and how you can write it down. Can you think of some things that all composers – whether living today or in the Baroque times – have to deal with, the similarities? Include these in your answer. Complete this on lined paper.

Choice 3

Choose a Baroque composer and create a fact file of the key information about that composer. Some famous composers of the time are listed above. Complete this on plain paper and include appropriate pictures.

Choice 4

Listen to approximately a minute and a half of 4 pieces of Baroque music. Write down which you listen to, describe the pieces in detail using the elements of music and include your opinion of the music with a justification. Use Baroque music websites or Youtube to help you find pieces. Complete this on lined paper. Some examples are Canon in D by Pachelbel, Winter from the Four Seasons by Vivaldi and Air No. 2 by J.S. Bach.

Choice 5

Create a poster on the differences between four Baroque instruments and their modern day equivalents. Some examples are the lute, harpsichord, viol, trumpet, recorder and the Baroque flute. Label the main features of each instrument and the differences between the instruments. Complete this on plain paper.

Choice 6

The Four Seasons is a famous piece of music from the Baroque era. It is a set of pieces for each season. Choose one of the seasons and listen to a short clip of each of the pieces representing the season. Design an album cover for the pieces from the season you have listened to. You will need a front cover, one side and a back cover. The track listings should be the names of the pieces and be displayed on the back. E.g. Spring would be Concerto No. 1 in E major, Op 8, RV 260 'La Primavera' Track 1 – Allegro Track 2 – Largo e pianissimo sempre & Track 3 – Allegro pastorale. Complete this on plain paper.

MODULE 2 - THE BASS CLEF & MUSIC THEORY


Complete the compulsory task below

1. Underneath the notes write down the rhyme to remember the notes.

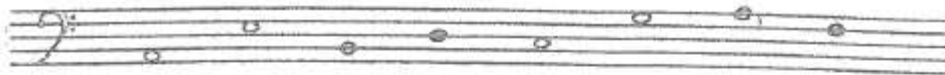
NOTES ON LINES:



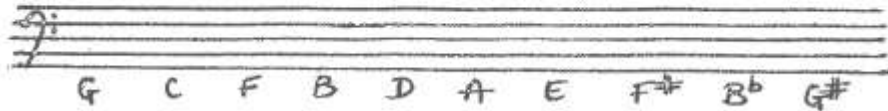
NOTES IN BETWEEN LINES:



2. Write the note names under the notes



3. Can you write these notes?



Choose **one** task from the choice.

Choice 1

Design a quiz or activity to learn the treble clef and bass clef notes, note lengths and the beats. You may do more than one quiz or activity to cover the different topics. This should be well presented so it could be completed by another student. Complete this on lined or plain paper.

Choice 2

Write at least two paragraphs to explain the difference between the treble clef and bass clef. Include why the two clefs are needed, how the two clefs came about and give examples of instruments in different clefs to support your answer. Complete this on lined paper.

Choice 3

Create your own treble or bass clef note story with missing words which are written out in music notes. Remember you can only use words which can be made out of the notes: C D E F G A B for your missing words. Use the example we completed in class to help you. Complete on plain or lined paper.

Choice 4

Produce a booklet for other KS3 pupils to use to learn basic music theory. Your booklet must be user friendly and be suitable for students aged 11-14. Think about your layout, illustrations, the content and what exercises you are going to include to help students learn and practise their skills. It must include: treble clef notes, note lengths, beats, bass clef notes and the basics of using the keyboard.

MODULE 3 - WORLD MUSIC

We have studied the following world music:

Oriental (Chinese) and **Indonesian** (Gamelan), **Caribbean** (calypso), **Indian** (Indian Classical or Bhangra) and **African** (drums or gospel choir).

Choose **one** of these cultures and produce a **factfile** about the music. Produce this on A4 plain paper.

Include:

- Where the country is, you could include a map
- Description of the style.
- Pictures of instruments and the parts they play such the rhythm or the melody
- Musical information such as the scales or rhythms they use. You could include examples
- What music means to the people of the cultures
- What music is used for in the culture such as entertainment, communication etc.
- Say how it is different to music we have here in the UK
- Any other relevant information

MODULE 4 - POPULAR MUSIC

Choose **one** task from the choice

Choice 1

Pick four pieces of music played by your favourite artist or band. List the pieces and then describe the music using the elements of music in detail. In your description explain why you like the music and how their music is produced; for example through equipment like synthesisers or DJ decks. A paragraph should be written on lined paper for each piece.

Choice 2

Write at least two paragraphs explaining how the music industry is being affected by the internet. Give examples in your answer. What can or should be done about this, and why? Include facts as well as your own opinion on the matter. To start off you will need to research if the music industry is affected by the internet or not first and go from there.

Choice 3

Write at least two paragraphs explaining how important, if at all, music videos are to the success of a single or album. Give examples in your answer. Give facts as well as your own opinions on the matter. To start off you will need to research if music videos do provide success for music videos or not first and go from there.

Choice 4

Create a collage or piece of artwork about your favourite artist or band. Complete this on a piece of plain paper. Your collage can include newspaper cuttings, pictures from magazines, words, items relevant to the artist like an album cover etc. A collage is a mixture of items stuck together which all represent, or have links to, the thing the collage is about.

