



TENBURY HIGH ORMISTON ACADEMY



YEAR 7 MUSIC HOME LEARNING PROJECT HOMEWORK BOOKLET

Name: _____ Form: _____ Music class: _____

Hand in dates:

Introduction to Music _____

The Elements of Music _____

Pitch _____

Rhythm & Pitch _____

	Introduction to Music
Choice TASK 1	Describe your favourite style of music. Give as much detail as you can. Describe the main musical features of the style. Include information about the artist(s) who performs the style, give examples of the style and say why you like it. Complete this on lined paper.
Choice TASK 2	Choose a piece of music you enjoy listening to and draw a picture which represents the music to you. Complete this on a piece of plain paper. Write the name of the piece on the bottom of the paper and on the back briefly explain why the picture represents the piece of music.
Choice TASK 3	Create a collage of your favourite artist. Complete this on a piece of plain paper. Your collage can include newspaper cuttings, pictures from magazines, words, items relevant to the artist like an album cover etc. A collage is a mixture of items stuck together which all represent, or have links to, the thing the collage is about.

	The Elements of Music
Choice TASK 1	Produce a poster to represent at least two of the elements of music. Do this on a piece of plain paper. Hint: if you choose tempo you could draw a plane for fast music and a snail for very slow. Be as creative as you can!
Choice TASK 2	Choose a piece of Classical music. Describe the music using all the elements of music. Complete this on lined paper. You will need to write at least a paragraph. Don't forget to say what the piece you've chosen is.
Choice TASK 3 RED	Advanced activity - Draw a graphic score which includes all the elements of music. You will need to research what graphic score looks like in music first. Label each part of the graphic score explaining what it should sound like if it was to be performed. Complete this on a piece of plain paper.

Pitch	
TASK 1 You have to do this task.	Complete task 1 on the worksheet, page 4
Choice TASK 2	Create your own treble clef note story with missing words which are written out in music notes. Remember you can only use words which can be made out of the treble clef note: C D E F G A B for your missing words. Use the words we made up in class to help you. Complete on plain or lined paper.
Choice TASK 3	Write a paragraph explaining the following: What is sound? How is sound created? How do the ears hear sound? How do we hear different pitches of sound? You will need to research this. Use the library for books on the science of sound or try the internet. Write your answer on lined paper in your own words.
Choice TASK 4	Produce a fun guide to show next year's Year 7 the basics of playing the keyboard. It should be an introduction to learning the keyboard. Include the following information: a picture, how to play it, the hand position and some tunes to try. Use plain paper.

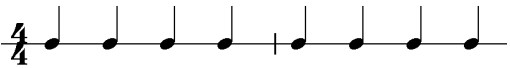
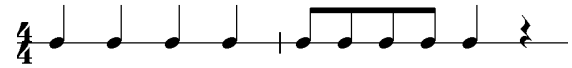
Rhythm & Pitch	
TASK 1 You have to do this task.	Complete task 1 on the worksheet, page 4
Choice TASK 2	Produce a game or puzzle on the note names, the note lengths and the beats. The game or puzzle should be able to be used to help pupils revise their knowledge of music theory. Produce on plain or lined paper.
Choice TASK 3	Compose a rhythm piece for 4 hand percussion instruments. Write down the rhythms in notation for each instrument and describe when and how long they will play the rhythms. Each instrument must have at least one four beat rhythm to play in the piece. You decide the percussion. Do this on plain paper.
Choice TASK 4	Compose a rap. It can be about anything but must have a constant pulse and be rhythmic. Practice performing it. It should have at least 3 verses and a chorus in between each verse. Complete on lined paper.



Pitch Task 1

Below describe how to work out the treble clef notes. You can use diagrams or written explanation, or both. Hint: use the rhymes.



Rhythm & Pitch Task 1

Which of the following is the correct rhythm of "Baa baa, black sheep, have you any wool?"?

a)  b) 

c)  d) 

Which of the following is the correct melody of "Twinkle, Twinkle, Little Star"?

a)  b) 

Give the letter names of the following notes:



Draw and name these note lengths. The first one has been completed for you.

a) 1 beat note : Crotchet 

b) 2 beat note :

c) ½ beat note :

d) 4 beat note :

