

Name: \_\_\_\_\_ Learning Mentor Group: \_\_\_\_\_

Teacher's Name: \_\_\_\_\_ Class: \_\_\_\_\_

# Discovery Faculty Extended Learning Project

## Geography Year 8

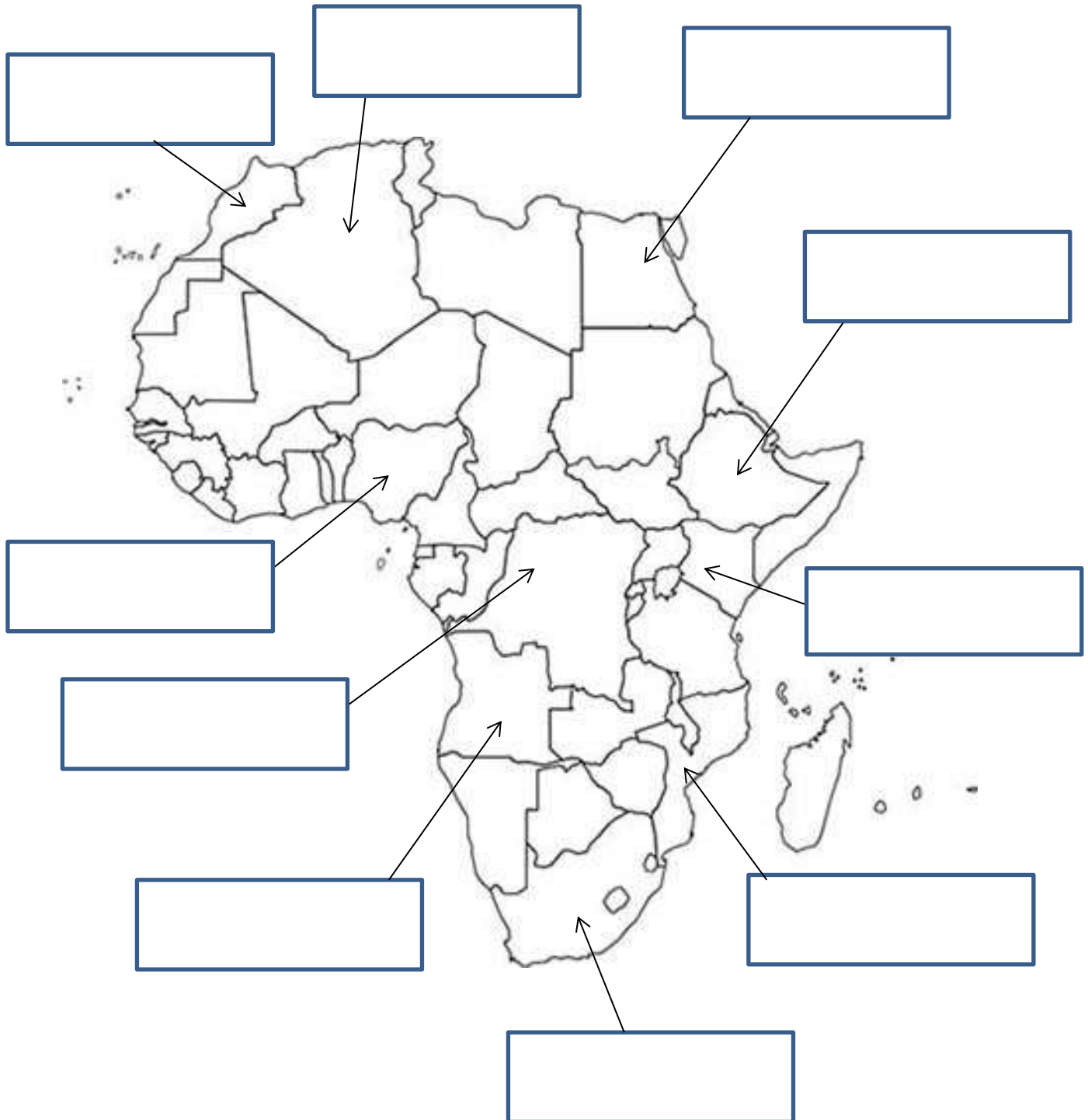
### Booklet 4 Comparing countries



Task number	Homework due date
1	
2	
3	
4	
5	

## Task 1

Colour and label the countries identified on the map of Africa below. Be prepared for a test on these countries in class.



The following websites might be useful:

<https://www.cia.gov/library/publications/the-world-factbook/>

<http://www.factmonster.com/countries.html>

Task 2

Complete this fact file on ONE country identified in TASK 1

Name of country : \_\_\_\_\_

Population: \_\_\_\_\_

Capital city : \_\_\_\_\_

Birth rate: \_\_\_\_\_

*(Birth rate = number of babies born per 1000 per year)*

Death rate : \_\_\_\_\_

*(Death rate = number of deaths per 1000 per year)*

Life expectancy : \_\_\_\_\_

*(The average number of years a person lives for)*

Literacy rate : \_\_\_\_\_

*(The % of the population that can read and write)*

Access to safe water : \_\_\_\_\_

*(The % of the population that can access clean water)*

Wealth per person (per capita): \_\_\_\_\_

*(Wealth could be Gross National Income (GNI), Gross National Product (GNP), Gross Domestic Product (GDP) but it must be per person)*

What is the quality of life like in this country? (Is there a civil war or conflict? Is there a problem with drought or famine? Is there a problem with diseases like HIV?)

---

---

---

---

---

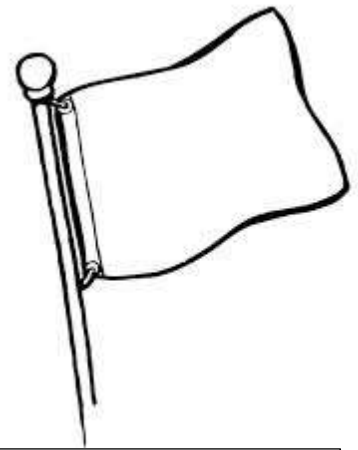
---

---

---

---

---



Country flag

Task 3

Complete this fact file on ANOTHER country from TASK 1

Name of country : \_\_\_\_\_

Population: \_\_\_\_\_

Capital city : \_\_\_\_\_

Birth rate: \_\_\_\_\_

*(Birth rate = number of babies born per 1000 per year)*

Death rate : \_\_\_\_\_

*(Death rate = number of deaths per 1000 per year)*

Life expectancy : \_\_\_\_\_

*(The average number of years a person lives for)*

Literacy rate : \_\_\_\_\_

*(The % of the population that can read and write)*

Access to safe water : \_\_\_\_\_

*(The % of the population that can access clean water)*

Wealth per person (per capita): \_\_\_\_\_

*(Wealth could be Gross National Income (GNI), Gross National Product (GNP), Gross Domestic Product (GDP) but it must be per person)*

What is the quality of life like in this country? ( Is there a civil war or conflict? Is there a problem with drought or famine? Is there a problem with diseases like HIV?)

---

---

---

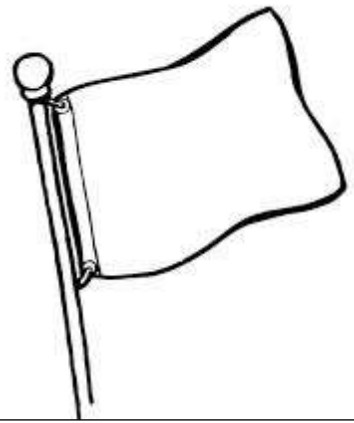
---

---

---

---

---



Country flag



